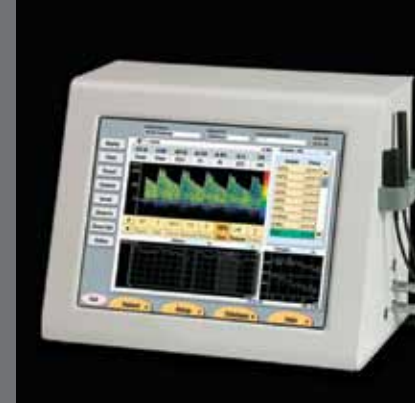




CareFusion

# CareFusion Nicolet™

Neurodiagnostics and Monitoring





# Nicolet™, Viking™ and Synergy™ EMG Diagnostics

Viking and Synergy EMG systems are the most widely used and trusted names in neurodiagnostics. Whether you are in a doctor's office, hospital or teaching institution, our Viking and Synergy product lines have a system that will meet your EMG testing needs while helping you optimize patient outcomes and improve efficiency.

## System features

- Portable and cart-based systems
- Unmatched data quality provided through robust amplifiers
- Simple and efficient software interfaces
- Customizable and automated study and anatomy database
- Flexible, integrated reports provide results in the format you want



## Our Nicolet Brand Promise

Trusted Customer-Focused Technology

Improving lives through better technology at the point of care. This mission and brand promise has guided our focused approach to customers and patient care since our founding almost 60 years ago.

As we continue to map our course with CareFusion, we remain dedicated to collaborating with you to develop clinically differentiated neurodiagnostic and monitoring solutions (ICU, EP, EEG, EMG, TCD, IOM, Sleep, Long-term Monitoring, and Functional Brain Mapping), along with an impressive line of supplies and integrated connectivity solutions.

We are committed to helping you maximize your systems with unmatched installation and post-installation customer support. Our Customer Care organization is represented globally by biomedical professionals and clinically licensed educators with unparalleled tenure and experience.

## Our complete line of EMG Systems include:

- VikingQuest
- Synergy Plinth
- Synergy PIU
- Nicolet EDX (not available for sale in the U.S. at this time)

# EMG Diagnostics

From the data you capture, analyze and manage, to the service, support and clinical expertise you receive, CareFusion is committed to helping you improve your patient care with the highest quality systems and solutions.

## Viking/Synergy: Over 60 Years of Electrodiagnostic Expertise

- Maximizing clinical value (optimal data quality, guaranteed)
- Decreasing examination time
- Minimizing patient discomfort
- Optimizing customer value



CareFusion is the market leader in EMG Systems.

[carefusion.com](http://carefusion.com)



The Comfort Probe Plus is not available for sale in the U.S. at this time.

## EMG Supplies

TECA Disposable Concentric, Monopolar and MyoJect Needle Electrodes from CareFusion are renowned for optimal sharpness, consistently low impedances and lightweight cable and hub design. Because neurological supplies and accessories are used in the operating rooms, clinical labs, long-term monitoring settings, patient rooms and physician offices, quality performance is key. You can expect that performance whether you're using electrodes, needles or disposables. We offer products critical to a patient's diagnosis.

NEW



MyoJect Luer Lock Needle  
30% Sharper

Concentric  
Needle Electrodes

# Nicolet EEG Diagnostics

## Clinical Electroencephalography

Our vast portfolio of Nicolet EEG products reflects our history of neurodiagnostic expertise. Systems that optimize one software platform allow use as needed, (routine procedures, epilepsy monitoring, critical care, pre and post-op, status epilepticus, stroke, sleep disorders, stat procedures, etc) and can maximize efficiencies. These products offer high-quality diagnostic information in easy-to-use, customizable formats.

### System features

- One modular neurodiagnostic system performs procedures for EEG, ICU, LTM, OR, Sleep, NCS, EP and EMG testing
- High quality Ethernet amplifiers with sampling rates to 12kHz per channel
- Exceptional noise levels of <2 microvolts peak to peak
- High level DC and Bipolar options
- Central monitoring provides up to four patient views with video on a single display
- Various Headbox options
- Various installation options including fixed rooms, cart systems, laptops and ambulatory
- Synchronized EEG and video with software-controlled camera

### Clinically Significant Software Applications

- Spike and Seizure Detections
- Trend Software includes Relative and Absolute Band Power, Total Power, Spectrogram, Envelope, Burst Suppression and more
- Topographic brain mapping analysis software
- Remote Control and Live Review features for remote data access
- NicVue Data Management System with choice of Access or SQL versions



# Neurodiagnostic Supplies

Innovative new products and on-going improvements to the current portfolio of products ensure our market position as one of the world's leaders in neurological supplies. The complete line of neurodiagnostic TECA needles and electrodes provide unsurpassed quality, optimal sharpness and greater patient comfort. In concert with consistently low impedances for accurate recording, our needles and electrodes make it possible for healthcare providers to offer their patients the best possible care.

- Disposable needle electrodes, including the TECA Elite, Concentric, Monopolar and MyoJect (renowned for optimal sharpness, consistently low impedances and lightweight cable and hub design)
- Reusable stimulating and recording electrodes
- Disposable adhesive electrodes
- IOM accessories, including disposable and reusable IOM electrodes, probes and leads
- Extensive line of EEG supplies
- PSG electrodes and accessories
- Much more!



Disposable EEG up Electrodes

## Celebrating 60+ Years of Pioneering Healthcare Solutions


EMG, EEG, LTM, Sleep, Acute Care, IOM, TCD, and Connectivity Solutions



Our reliable design assures clinicians that they can count on efficient workflow solutions to help manage high patient volumes.

# Sleep Supplies

Our combined product knowledge and professionalism, along with high-quality products that assist healthcare professionals with delivering exceptional patient care with outcome accuracy, makes for more intelligent diagnoses and cost-effective control.



# Nicolet Sleep

## Sleep

The Nicolet Dignostic Sleep System plays an important role in diagnosing sleep-related disorders, giving clinicians full-featured polysomnography tools.

Some of the features that help increase functionality and provide greater clinical efficiencies include:

- Single software platform – PSG by night, EEG by day
- Superior data quality
- AASM guideline compliant
- Automated staging and event-detection parameters
- Automatic detections for PLM's, sleep staging, body position, desaturation, apneas, RR interval
- "One-click" event scoring
- Arousal automatically included when scoring RERA's
- Real time scoring during acquisition or previously acquired studies during acquisition of another
- Physician review enhanced by outstanding software features and performance
- Analysis tools allow easy measurement of frequencies, duration and amplitude for more effective scoring
- Channel cursor zoom bar assists in easy waveform measurements
- Exceptional channel re-order comparative tool
- Customizable alerts for low SpO2, Heart Rate, ETCO2, pH
- Drop and Drag channel or groups of channels
- "On the fly" re-reference ability
- Customizable screen layout

Caregivers feel more confident they are delivering the best care after efficiently analyzing patient information with world-class EEG analysis and Alerts tools. Unique features that complement the Nicolet Sleep System include:

- Extensive sleep report options
- Exceptional Inter Rater Reliability Report
- Automated periodic "sleep check timer" with minimum and maximum SpO2 and heart rate, sleep stage changes and any body position changes since last sleep check. Includes a comment box for technician commentary, eliminating paperwork.
- Dynamic "mini-report" calculates values needed during acquisition for determining treatment decisions without manual documentation
- Producer feature allows email notification and attachments for faster response times



# Nicolet Epilepsy Monitoring

## Long-Term Monitoring

Nicolet LTM is a flexible, robust system specifically designed to handle the requirements of long-term epilepsy monitoring.

### System features

- "Configurable Alerts" sends image to PDA/cell and pager
- Remote review and control functions
- Integration with vital sign monitors
- Integrated functional brain mapping using the Nicolet Cortical Stimulator
- Central monitoring provides up to four patient views with video on a single display
- Pruning allows easy consolidation of video and EEG segments of interest into a single, small file, for review

### Easy-to-use Software Applications

- Spike and Seizure Detection
- Burst Suppression
- Remote Control
- Sleep
- Mapping
- Trends
- Remote Monitoring
- Central Monitor

Auto-detecting and auto-switching technology assures a direct connection from amplifier to recorder, from patient room to day/play room. In unexpected power loss situations, Nicolet LTM will, unattended, recover existing data and restore the previous recording state.



## Functional Brain Mapping

### Nicolet Cortical Stimulator

We are proud to introduce the Nicolet Cortical Stimulator, the newest, most dramatic advancement used to aid physicians in identifying critical brain structures in brain tumor and epilepsy patients.

The Nicolet Cortical Stimulator provides seamless integration with NicoletOne EEG application software, which provides audits of all stimulation parameters and locations, features an innovative visual display of responses in brain map views, annotations of the procedure results and automated report for timely results to the medical record.

In recent procedures, world-renowned physicians and clinicians raved about the benefits of using the Nicolet Cortical Stimulator for functional brain mapping procedures.

### Feature our customers like:

- Increased specificity
- Reduced patient fatigue
- Fewer personnel needed to perform procedure
- Reduced procedure time
- Eliminated manual electrode switching
- Integrated software
- Innovative visual display

[carefusion.com](http://carefusion.com)



### Nicolet Long-Term Epilepsy Monitoring

- Connectivity for single unit to highly networked epilepsy lab
- NicVue Patient Database Management System with choice of Access or SQL format
- Producer feature quickly sends screen shots to your iPhone or Cell.
- Review studies via IPAD remotely
- VLink/HL7 compatible
- Support Connect compatible



### The Nicolet family of EEG Amplifiers

The Nicolet EEG amplifiers offer excellent noise specs, are cost effective, and feature high quality signals. (Nicolet v32 Amplifier, Nicolet v44 Amplifier, Nicolet c64 Amplifier and Nicolet EEG Wireless Amplifier)

# Nicolet Monitoring: Critical Care/ICU



## Nicolet Monitor

- Touchscreen interface and software designed by clinicians for ease of use in Critical Care
- Trending software included with the system
- Integrated with vital signs monitors and other devices

## Brain Monitoring

The Nicolet Monitor continuously monitors acutely ill patients at risk for brain damage and secondary injury, and it diagnoses patients' cerebral function (premature neonates to older adults).

### Benefits

- Continuous EEG (cEEG) monitoring for Critical Care can help decrease length of stay and lower costs
- Amplitude EEG (aEEG), burst suppression, envelope and additional Nicolet Trend software quickly identify pathological signals to help clinicians prevent secondary injuries
- aEEG trend and alerts triggered by clinical events provide ICU staff with necessary data at bedside
- Monitor for levels of anesthesia and epilepsy simultaneously with our Trends
- Remote review, real-time physician alerts and simultaneous on-line review of 4 patients (with video) will help improve safety for your patients.

### Help improve patient outcomes for:

- Stroke
- Trauma
- TBI
- Cardiac arrest
- Hypothermia treatment
- Hypoxic-ischemic encephalopathy (HIE)
- Subarachnoid Hemorrhage (SAH)
- Neurosurgery and more!

The Nicolet Monitor alerts your staff when minutes, even seconds, can make a difference.



# Nicolet Ambulatory Monitoring



## System features

- 34 active electrode inputs, 32 of which can be configured for referential recording and 16 of which can be configured for true bipolar recording
- Record continuously for up to 72 hours, with data review directly from 2GB flash card, or record in EDF onto an ATA flash disk
- Combined with Nicolet's EEG robust software for review, you can offer a complete comprehensive service to your patients

## Ambulatory

Ideal for patients of all ages, the Nicolet Ambulatory EEG/Sleep system combines unparalleled ease and patient comfort with robust signal quality for a wide range of recording needs. The system provides the best in design, mobility, and digital processing.

## Nicolet Ambulatory EEG/Sleep

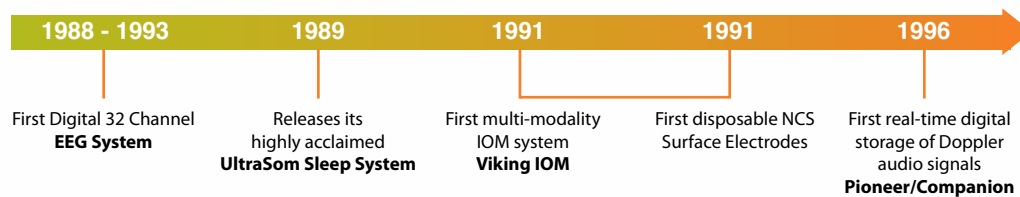
- 32 channels which can be configured for referential recording on all channels, or with 24 referential plus 8 bipolar channels
- Impedance checking capabilities
- Integrated SP02
- High quality data
- Rugged headbox design with quick disconnect
- Fully compatible with Nicolet EEG/Sleep system

## Easy-to-use Software Applications

Completely integrated with Nicolet EEG software suite and NicVue patient data management software providing:

- Spike & Seizure
- Mapping
- Sleep
- Trends
- Support Connect
- HIS/HL7 Compatibility

## Celebrating 60+ Years ...



Nicolet Ambulatory EEG and Sleep screening effectiveness gives patients the flexibility needed to go about their daily routine while reliably recording data.

# Nicolet Intraoperative Monitoring

## Intraoperative Monitoring

The Nicolet Endeavor CR Intraoperative Monitor provides critical information needed by surgeons and anesthesiologists to ensure that neurological and physiologic systems are not being compromised during spinal, cranial, vascular, and orthopedic surgeries.

The Endeavor CR is a sleek, mobile system that maintains the highest standards of signal quality despite the extreme environment and multi-modality demands of the operating room.

### System features

- 16 channel robust amplifier for the OR
- Independent amplifier and stimulator settings templates
- Meets EEG, EP and EMG needs
- Advanced hardware modules and Multiple Data (MDT) software
- Remote viewing and full line of consumables

Superior functionality saves you time and the reliability optimizes patient results during surgeries.

## Nicolet Endeavor CR

- Robust 16 channel amplifier enhances the resolution needed for accurate results
- Trending allows for fast response to clinical changes
- Display settings for all possible recording parameters
- Remote viewing allows experts to see into the OR without entering
- VLink/HL7 compatible
- Support Connect compatible



Disposable EEG  
Subdermal Needles

Disposable Adhesive  
Electrodes



## Celebrating 60+ Years ...



# Nicolet TCD

## Transcranial Doppler

Nicolet digital Transcranial Doppler (TCD) systems meet your diagnostic and monitoring needs—from standard diagnostic evaluation to advanced emboli detection.

### System features


- 250 gates of M-Mode in diagnostic and monitoring modes
- Protocol driven exams and superior Doppler sensitivity
- High quality Doppler signal
- Specialty tests
- Customizable monitoring reports
- Emboli detection and evaluation package
- Multi-depth, multi-channel acquisition
- Advanced remote control with touch pad
- Multiple language capability
- 2-3 day fee-based training courses available (CME credits available)
- VLink/DICOM compatible
- Support Connect compatible



Nicolet TCD systems are built to optimize performance and help improve patient care.

[carefusion.com](http://carefusion.com)

# Connectivity



## Connectivity Solutions

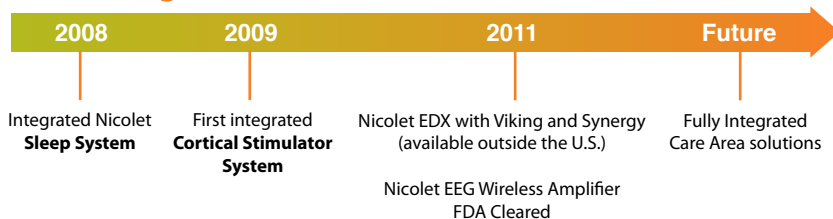
In today's busy medical facility environment, accurate, fast and readily retrievable information is vital. Your ability to quickly assess a patient's condition through remote "anywhere, anytime" access or an electronic medical record (EMR) allows treatment to be administered sooner, resulting in better disease management.

Nicolet Connectivity Solutions enable you to enhance your workflow productivity and allows you to focus on patients. An experienced and dedicated team has implemented EMR system integrations at hundreds of facilities. Connectivity Solutions Provide:

- Completely networked implementations of EEG, EMG, IOM, and TCD systems
- Multi-modality patient data management
- Remote access to patient data
- Connectivity to your Hospital Information System (HIS) or Picture Archiving and Communications System (PACS)
- Secure data connection to our service experts when you need help

Connectivity Solutions from CareFusion Nicolet enable you to enhance your workflow productivity, allowing you to focus on your patients instead of managing your equipment.

## Celebrating 60+ Years ...



Nicolet Connectivity Solutions give you the anytime, anywhere access to patient data you need to provide fast and accurate clinical diagnosis.

For more information, please visit  
[carefusion.com](http://carefusion.com) or call 800-356-0007

© 2011 CareFusion Corporation or one of its subsidiaries. All rights reserved.

CareFusion  
Middleton, WI

[carefusion.com](http://carefusion.com)

