

EnVe™ ventilator specifications

Critical care ventilation

Breath modes	Assist/control (A/C), synchronized intermittent mandatory ventilation (SIMV), continuous positive airway pressure (CPAP), apnea backup ventilation, noninvasive positive pressure ventilation (NPPV)
Breath types	Pressure control, pressure regulated volume control (PRVC), pressure support (PSV), volume control, volume targeted pressure support (VtPSV)

Physical dimensions (height x width x depth)	
Size	11.3" h x 7.1" w x 3.3" d (28.7 cm x 18.0 cm x 8.4 cm)
Weight	9.9 lbs (4.5 kg)

Maneuvers	
Maneuver	Function
Expiratory-hold	0 to 6 seconds
Inspiratory-hold	0 to 6 seconds

Patient and ventilator data	
Waveforms	Pressure, flow, volume and pleth
Loops	Flow/volume, volume/pressure
Trending	24 hour trend of all patient monitors

Maneuver monitors	
Monitor	Range
Auto PEEP	0 to 99 cmH ₂ O
Delta pressure (dPaw)	1 to 99 cmH ₂ O
Expiratory pressure (Pexp)	0 to 100 cmH ₂ O
Plateau pressure (Pplat)	1 to 99 cmH ₂ O
Static lung compliance (Cstatic)	1 to 999 mL/cmH ₂ O



LCD/touch screen	
Display	
Display type	Active matrix color LCD
Resolution	768 pixels (width) x 1024 pixels (height)
Viewable size	128.5 mm (width) x 171.3 mm (height)
Viewing angle	±20 degrees minimum, horizontal ±45 degrees minimum, vertical



Control settings		
Controls	Range	
Mode	Volume A/C, pressure A/C, PRVC A/C, volume SIMV, pressure SIMV, PRVC SIMV, CPAP/PSV (volume), CPAP/PSV (pressure), CPAP/VtPSV, NPPV pressure, NPPV CPAP/PSV, Standby	
Volume	50 to 2,000 mL	
Inspiratory pressure	1 to 99 cmH ₂ O	
Inspiratory time	0.3 to 9.9 seconds	
Peak flow	0 to 120 LPM, 180 LPM spontaneous	
PEEP	0 to 30 cmH ₂ O	
Rate	1 to 80 breaths per minute	
Bias flow	3 to 10 L/min	
FiO ₂	LPS, 21% to 100%	
Flow cycle	Off, 10% to 40%	
Flow trigger	"- -" (off), P, 1 to 9 L/min	
Pressure trigger	1 to 20 below PEEP	
High pressure alarm delay	0, 1, 2 breaths	
Inspiratory pause	"- -" (off), 0.1 to 3.0 seconds	
O ₂ flush	2 to 3 "min"	
Inspiratory rise	Inspiratory rise setting	Commanded rise time (sec)
	1	0.100
	2	0.133
	3	0.178
	4	0.237
	5	0.316
	6	0.422
	7	0.562
	8	0.750
	9	1.000
Leak comp	On, Off	
PSV	"- -" (off), 1 to 60 cmH ₂ O	
PSV cycle	10% to 40% of peak flow	
PSV Tmax	0.3 to 3.0 seconds	
SBT FiO ₂	LPS 21% to 100%	
SBT f/Vt display	On, Off	
SBT PEEP	0 to 30 cmH ₂ O	

Control settings (continued)	
Controls	Range
SBT PSV	"- -" (off), or 1 to 30 cmH ₂ O
SBT time	15 min to 120 min

Roll stand specifications	
Physical dimensions	
Height	40.9" (103.9 cm)
Weight	52 lbs (23.6 kg)
Wheels	5 casters (2 lockable)
Ground clearance	2.75" (7 cm)

Alarms	
Controls	Range
Apnea (interval)	10 to 60 seconds
High PEEP	+3 to +20 cmH ₂ O, or "- -" (off)
High Ppeak	5 to 100 cmH ₂ O
High pulse rate	18 to 299 PR/min, or "- -" (off)
High breath rate	1 to 120 bpm, or "- -" (off)
High SpO ₂	80% to 99%, or "- -" (off)
High Ve	0.1 to 99 liters, or "- -" (off)
High Vte	50 to 2,000 mL, or "- -" (off)
Low PEEP	-1 to 20 cmH ₂ O, or "- -" (off)
Low Ppeak	Off or 1 to 60 cmH ₂ O
Low pulse rate	Off or 19 to 300 PR/min
Low breath rate	Off or 1 to 99 bpm
Low SpO ₂	Off or 80% to 99%
Low Ve	Off or 0.1 to 99 liters
Low Vte	Off or 10 to 2,000 mL
LPP alarm control	All breaths, control only
Safety valve delta pressure	5 to 30 cmH ₂ O
SBT high f/Vt	70 to 900 bpm/L or "- -" (off)
SBT high breath rate	15 to 80 bpm or "- -" (off)
SBT low f/Vt	Off or 5 to 90 bpm/L
SBT low breath rate	Off or 1 to 40 bpm
Low FiO ₂	"- -" 18 to 95

Alarm system	
Audible volume	45 to 85 dBA

Procedures	
Procedure	Function
Increase O ₂	Delivers a pre-selected increase in O ₂ percentage for a pre-selected duration
Nebulization	Provides a flow of 6 L/min Configurable as continuous or inspiration only
Spontaneous breathing trial (SBT)	During the SBT procedure, ventilation is delivered in CPAP mode with the control settings selected on the SBT page; calculates f/Vt


Power specifications		
Input voltage		
11 to 16 VDC		
Removable battery pack		
Type	Lithium ion	
Duration	4 hour internal battery (hot swappable)	
Feature/spec	Details	
Electrical	Nominal voltage output	10.8 VDC
	Nominal capacity	5,800 mAH (at 1C rate), minimum
	Charge rating	12.3 VDC, 2.0 A maximum
Charge time	Transition battery is fully recharged within 5 hours	
	Removable battery pack can be recharged within 8 hours	

Environmental specifications	
Storage	
Temperature	-20° C to 60° C (-4° F to 140° F)
Humidity	5% to 95% relative, non-condensing
Operating	
Temperature	0° C to 40° C (32° F to 104° F)
Humidity	5% to 95% relative, non-condensing
Altitude	
Storage	50,000' maximum (11.6 kPa)
Operating	-2,300 to 10,600' (68 to 110 kPa)



Device monitors	
Monitor	Range
Measured leak (leak)	0.0 to 30.0 L/min
O ₂ source pressure (O ₂ inlet)	2.0 to 99.9 PSI
Peak expiratory flow rate, measured (PEFR)	0 to 190 L/min
Removable battery capacity remaining	0% to 120%
Usage meter, resettable (trip hrs)	0.0 to 500000.0 hours
Usage meter, non-resettable (total hrs)	0.0 to 500000.0 hours

Patient monitors	
Monitor	Range
Airway pressure manometer (Paw)	-10 to 150 cmH ₂ O measured at the patient Wye
Spontaneous breath rate (Spon. rate)	0 to 120 bpm
Spontaneous exhaled tidal volume (Spon. Vte)	0 to 4,000 mL
Total breath rate (Rate)	0 to 120 bpm
Exhaled minute volume (Ve)	0 to 99.9 L
Exhaled tidal volume (Vte)	0 to 4,000 mL
f/Vt	0 to 998 bpm/L
Fraction of inspired oxygen (FiO ₂)	12% to 103%
I:E ratio, calculated (I:Ecalc)	1:99 to 4.0:1
I:E ratio, measured (I:E)	1:99 to 54:1
Mean airway pressure (Pmean)	0 to 99 cmH ₂ O
Peak inspiratory flow rate (PIFR)	3 to 190 L/min measured at the patient Wye
Peak inspiratory flow, calculated (Vi calc)	10 to 120 L/min
Peak inspiratory pressure (Ppeak)	0 to 120 cmH ₂ O
Positive end-expiratory pressure (PEEP)	0 to 99 cmH ₂ O
SBT time remaining	00:00 (mm:ss) to 02:00:00 (hh:mm:ss)
Pulse oximetry signal strength	Green/yellow/red
Pulse rate (pulse)	18 to 300 PR/min
SpO ₂	0% to 100%

 **WARNING:** U.S. Federal Law restricts this device to sale by or on the order of a physician.

 CareFusion
22745 Savi Ranch Parkway
Yorba Linda, CA 92887

800.231.2466 toll-free
714.283.2228 tel
714.283.8493 fax

  CareFusion Germany 234 GmbH
Leibnizstrasse 7
97204 Hoechberg
Germany

+49 931 4972-0 tel
+49 931 4972-423 fax

carefusion.com

